

Notice

The following resolution was passed at the September 2, 2015 Burleigh County Board of Commissioners Meeting:

THEREFORE BE IT RESOLVED: As of January 1, 2016 Burleigh County hereby adopts the State of North Dakota legal load weight limitations chart, with a maximum weight limit of 105,500 pounds, for all County roadways, and

That the Highway Department is allowed to grant oversize/overweight permits with a maximum axle weight of 20,000 pounds, and

That the County will no longer allow Self-Propelled Earthmoving Equipment to be moved un-trailerred on County roadways.

See the attached Weight Restrictions Guide for County Roads and the Weight Restriction Chart for additional guidance on legal loading in Burleigh County.

If you wish to apply for an Oversize/Overweight Permit, please use the attached new permit form last updated August 18, 2015.



Weight Restrictions Guide for County Roads

Class	Single Axle	Tandem Axle	3 or more Axle Groupings	Gross Vehicle Weight
Restricted by Legal Weights	20,000 lbs.	34,000 lbs.	17,000 lbs. per axle not to exceed 48,000 lbs. gross weight on divisible loads	105,500 lbs.
8-TON	16,000 lbs.	32,000 lbs.	14,000 lbs. per axle not to exceed 42,000 lbs. gross weight on divisible loads	105,500 lbs.
7-TON	14,000 lbs.	28,000 lbs.	12,000 lbs. per axle not to exceed 36,000 lbs. gross weight on divisible loads	105,500 lbs.
6-TON	12,000 lbs.	24,000 lbs.	10,000 lbs. per axle not to exceed 30,000 lbs. gross weight on divisible loads	80,000 lbs.
5-TON	10,000 lbs.	20,000 lbs.	10,000 lbs. per axle not to exceed 30,000 lbs. gross weight on divisible loads	80,000 lbs.

* Weights listed are only for county roads when no other restrictions are in place.

Permits for over sized loads can be obtained through the Burleigh County Highway Department.

Over weight permits will not be granted through spring load restriction periods. Emergency cases will be handled on a case by case basis.

Burleigh County Highway Department

8100 43rd Ave NE
Bismarck, ND 58503

Phone: (701) 204-7748

Fax: (701) 204-7749

Website: www.burleighco.com



















































Disclaimer:

This guide is intended to summarize weight restriction regulations and is not intended to be used for legal guidance.

Every attempt has been made to ensure the completeness and accuracy of the information.

Last updated: August 14, 2015

Weight Restriction Chart

5 TON		6 TON		7 TON		8 TON		LEGAL WEIGHT NO RESTRICTIONS		LENGTH
	10,000		12,000		14,000		16,000		12,000	8' Bridge
TOTAL	20,000	TOTAL	24,000	TOTAL	26,000	TOTAL	28,000	TOTAL	32,000	
	20,000		24,000		28,000		32,000		34,000	13' Bridge
TOTAL	30,000	TOTAL	36,000	TOTAL	40,000	TOTAL	44,000	TOTAL	46,000	
	30,000		30,000		36,000		42,000		48,000	18' Bridge
TOTAL	40,000	TOTAL	42,000	TOTAL	48,000	TOTAL	54,000	TOTAL	60,000	
	10,000		12,000		14,000		16,000		20,000	21' Bridge
TOTAL	30,000	TOTAL	36,000	TOTAL	40,000	TOTAL	44,000	TOTAL	52,000	
	10,000		12,000		14,000		16,000		20,000	36' Bridge
TOTAL	40,000	TOTAL	48,000	TOTAL	54,000	TOTAL	60,000	TOTAL	66,000	
	20,000		24,000		28,000		32,000		34,000	51' Bridge
TOTAL	50,000	TOTAL	60,000	TOTAL	68,000	TOTAL	76,000	TOTAL	80,000	
	20,000		24,000		28,000		32,000		34,000	57' Bridge
TOTAL	60,000	TOTAL	66,000	TOTAL	76,000	TOTAL	86,000	TOTAL	88,000	
	30,000		30,000		36,000		42,000		48,000	62' Bridge
TOTAL	70,000	TOTAL	72,000	TOTAL	84,000	TOTAL	96,000	TOTAL	96,000	
	20,000		20,000		20,000		32,000		34,000	78' Bridge on 8 Axles
TOTAL	9,000	TOTAL	9,000	TOTAL	9,000	TOTAL	105,500	TOTAL	105,500	
	30,000		34,000		48,000		47,500		48,000	69' Bridge on 8 Axles
TOTAL	10,000	TOTAL	10,000	TOTAL	104,000	TOTAL	105,500	TOTAL	105,500	

Assuming single 11" tire-front axle and all other axles-dual tires or super singles

Maximum Allowable Load listed in Bold

For Burleigh County Roads Only

Application For Oversize/Overweight Permit

Burleigh County Highway Department

8100 43rd Ave NE, Bismarck, ND 58503, Phone: (701) 204-7748, Fax: (701) 204-7749

(Please Print)

Applicant: _____ Address: _____
Phone #: _____
Fax #: _____
Email: _____

Axle Weight - Dimension Information (Must fill in ALL axle loads & spacing)

Axle Load										
Axle Spacing										

Tare Weight: _____ Load Weight: _____ Gross Weight: _____

Load Height: _____ Load Width: _____ Overall Length: _____

Date of Move: _____

Starting Location: _____

Route: _____

Ending Location: _____

Liability of permit applicant: 1) The applicant or permittee, as a condition for obtaining an oversize or overweight, or both, permit, shall assume all responsibility for accidents, damage, or injury to any persons or damage to public or private property caused by the movement of any oversized or overweight, or both, vehicle or load covered by the permit while upon public highways of the county. 2) The applicant or permittee agrees to indemnify and hold harmless the Burleigh County Highway Department, their officials, and employees from any and all claims resulting directly or indirectly from the movement of an oversized or overweight, or both, vehicle or load on any public highway of the State of North Dakota.

PERMISSION FOR THIS MOVEMENT IS HEREBY GRANTED subject to compliance with provisions of the State of North Dakota and under the terms, conditions and restrictions contained herein and on the reverse side of this permit, and subject to revocation upon non-compliance. This permit is to be carried in the hauling/towing vehicle during the above mentioned movement.

Signature of Applicant

Permit Issuing Official

Date: _____

Date: _____

PERTINENT PERMIT INFORMATION

1. **RIGHT OF WAY** – When being passed by vehicles in either direction, no portion of equipment, vehicle or load shall extend beyond the center line of the pavement or traveled way. If the permittee is not able to yield the right of way to oncoming traffic lane or if vehicle/load will encroach into the oncoming traffic lane or if traffic must be directed and controlled, a police escort is required. Care should be taken at all times to protect the traveling public.
2. **PARKING ON HIGHWAY** – In event of breakdown, vehicles or equipment will be moved off the highway right of way and if not possible to do so immediately, flags, flares, lights and reflectors shall be of the type and placed as required by law.
3. **RESTRICTED ROAD/BRIDGE** – Movement of vehicle/load exceeding posted limits during period of restriction is not authorized.
4. **RUSH HOUR MOVEMENT** – There shall be no movement in the BISMARCK area between 7:00 A.M. – 8:30 A.M. or 3:30 P.M. – 6:00 P.M., unless specifically stated on the permit. BISMARCK area means 2 miles in any direction from the Bismarck City Limits.
5. **ADVERSE WEATHER AND HIGHWAY SURFACE CONDITIONS** – Movement shall not be started if visibility is poor or if highway surfaces are hazardous or slippery. If movement has been started and adverse conditions such as fog, heavy rain or snow, high winds, icy or other hazardous conditions develop, the movement must be stopped until the condition becomes alleviated and/or permission to proceed has been given. No movement of mobile homes/modulars when wind exceeds 25 MPH.
6. **HAULING UNIT** - All extendable units or equipment must be retracted to legal dimensions when not in use for the purpose of transporting an over dimension and/or over weight load unless otherwise specifically stated on the permit.
7. **USE OF FLAGS** – Any projection extending more than 3 feet ahead of the front bumper, or 4 feet beyond the rear of the bed of a vehicle, or when a vehicle or combination of vehicles and/or loads exceeding 9 feet in width and/or 65 feet in length is required to display red, yellow or orange warning flags. Such flags must be at least 13 inches square and in good repair, securely attached at the extreme tip of overhang, whether front or rear, and at the corners and at the widest points so as to be clearly visible to approaching or overtaking traffic. Whenever long loads, beams, trusses, poles, or pipes are transported with pole dolly or steering dolly, warning flags shall be attached to the underside of the load spaced no more than 20 feet apart. At night, amber lensed lights, visible at least 500 feet, must be used in place of the required flags, except on the rear where the light must be red.
8. **USE OF SIGNS** – When the overall length of an overdimensional movement exceeds 75 feet in length, there must be a minimum 12 inch by 60 inch OVERSIZE LOAD sign on the rear. The lettering must be black on yellow background. Letters must be at least 8 inches high with one inch brush stroke. When the movement is overlength only, exceeding 75 feet in overall length, a LONG LOAD sign that is a minimum 12 inches by 60 inches in size may be used in lieu of the OVERSIZE LOAD sign. The lettering must be black on yellow background. The letters must be at least 8 inches high with 1 inch brush stroke. The sign must be covered or removed when the movement is not overdimensional.
9. **BRAKE REQUIREMENTS** – All requirements relating to brakes and method of use must be complied in accordance with State Law.
10. **TOWING EQUIPMENT** – The trailers, towed vehicles, and equipment are to be hitched in such manner so they will track on turns and not whip while being towed. It is the responsibility of the permittee that the towing vehicle is adequate and safe to handle the movement.
11. **SIDE OVERHANG** – An over width load is to be placed on the vehicle as far as possible to the right so as to present the least hazard to the public.
12. **DIVISIBLE LOADING** – An over legal dimension and/or weight load which is divisible to legal or smaller permit dimensions and/or weight is not authorized for movement.
13. **TIRE LIMIT** – A wheel may not carry a gross weight over 550 lbs. for each inch of tire width.
14. **LEGAL DIMENSION LIMITATIONS** – A permit for movement is required if the following legal limitations are exceeded by equipment and/or vehicles INCLUDING load: Vehicles operated on a highway in this state may not exceed a height of 14 feet, whether loaded or unloaded. A single unit vehicle with 2 or more axles including the load thereon may not exceed a length of 50 feet. A combination of 2 units including the load thereon may not exceed a length of 75 feet. A combination of 3 or 4 units including the load thereon may not exceed a length of 75 feet.
15. **LICENSE PLATES, MOTOR VEHICLE REGISTRATION AND TAX LAWS** – This permit does not authorize or does not in any way apply to the use of license plates, and has no effect on the motor vehicle registration or motor vehicle tax laws of North Dakota.
16. **RESPONSIBILITY FOR STRUCTURES AND CLEAN-UP** – The permittee shall comply with all regulations posted on any bridge, underpass or other structure over or under which he (they) shall travel, and shall assume all risks relative thereto. When tracked equipment or machinery is moving under its own power over asphaltic surface bridges or railroad crossings, running planks of sufficient strength to protect the surface must be placed under the tracks, and upon completion of such a crossing all foreign materials shall be removed from the highway right of way or railroad bridge trackage.
17. **OTHER JURISDICTION – AUTHORIZATION FOR MOVEMENT OVER STREETS AND ROADS, OTHER THAN THE COUNTY HIGHWAYS, MUST BE OBTAINED FROM THE LOCAL AUTHORITIES UNDER WHOSE JURISDICTION SUCH STREETS AND ROADS COME.**
18. **SPECIALIZED TRAFFIC CONTROL** – When flag men are required to direct or control traffic, they must wear and use the required equipment, as well as direct and control traffic as is required by the most current North Dakota Manual of Uniform Traffic Control Devices.
19. **ADOPTED** – The specifications for this oversize/overweight permit were adopted by and for Burleigh County Highway Department on March 6, 2009.
20. **INSURANCE** – Applicant must have insurance to haul any oversized/overweight loads on any public highway in the state of North Dakota.